

**OFFICE OF THE STATE PROJECT DIRECTOR
SAMAGRA SHIKSHA STATE IMPLEMENTATION SOCIETY MANIPUR
Babupara, Imphal West-795001.**

Tele/ Fax: 0385-2448534, 2448535
Email: ssa_manipur@rediffmail.com

ORDER

Imphal, the 16th January, 2026

No. 8/25/2021-SS/SIS (FLN): As the *Academic Session 2026–27 commences*, our collective mission to nurture the next generation of learners takes center stage. For children newly entering Grade 1, it is imperative to create an environment where they feel welcomed, supported, and inspired as they embark on their educational journey.

The National Education Policy (NEP) 2020 underscores the importance of equipping children with foundational competencies that are critical for lifelong learning. Ensuring equitable and quality education is fundamental to fostering competencies in health, well-being, language literacy, mathematical thinking, and environmental awareness.

In alignment with these objectives, all Zonal Education Officers (ZEOs) are hereby directed to ensure the *effective and mandatory implementation of Vidya Pravesh*—a three-month, play-based school preparation program for Grade 1 students—**across all schools (Government, Aided, and Private)**. This program is a cornerstone of the NIPUN Bharat Mission on Foundational Literacy and Numeracy (FLN), as envisioned in NEP 2020.

Guidelines for Implementation:

1. Welcoming Function:

All schools are required to organize a welcoming function for Grade 1 students to foster a sense of belonging, joy and readiness as they transition into primary education.

2. Monitoring and Reporting:

ZEOs are responsible for ensuring the effective implementation of the Vidya Pravesh program by adhering to the following guidelines:

- **Monthly Progress Reports:** Ensure the timely submission of detailed implementation reports, accompanied by photographs, videos, and other supporting documentation.
- **Real-Time Observation:** Conduct surprise video calls during the program to monitor progress and ensure adherence to program objectives.
- **Consistency:** Submit progress reports on a monthly basis throughout the three-month program duration.

Reporting Formats:

To streamline monitoring and evaluation, the following formats shall be used:

- **Annexure I, II & III:** For tracking children's preparedness through monthly assessments at the school level (**Month I, II & III**).
- **Annexure IV:** For consolidating children's preparedness at the district level, based on reports submitted by schools.



OFFICE OF THE STATE PROJECT DIRECTOR
SAMAGRA SHIKSHA STATE IMPLEMENTATION SOCIETY MANIPUR
Babupara, Imphal West-795001.

Tele/ Fax: 0385-2448534, 2448535
Email: ssa_manipur@rediffmail.com

E-Assessment Details

- Assessments will be conducted via *e-Assessment at the School Level* using the **NIPUN Manipur Portal**.
- Forms are to be completed after conducting *month-wise assessments for children* as outlined in **Annexure I-III**.
- These assessments are aligned with the *Vidya Pravesh document designed by NCERT*, focusing on achieving the goals and objectives of the three-month School Readiness Module.


Vidya Pravesh Assessment – Upcoming Form Links:

- **Month-1:** https://nipunmanipur.mn.gov.in/nipun_form/v_p_a_month_1_2026_27/
- **Month-2:** https://nipunmanipur.mn.gov.in/nipun_form/v_p_a_month_2_2026_27/
- **Month-3:** https://nipunmanipur.mn.gov.in/nipun_form/v_p_a_month_3_2026_27/

All ZEOs are directed to strictly adhere to these guidelines to ensure the success of the Vidya Pravesh program and to establish a robust foundational learning environment for Grade 1 students.

For further clarification and support, an **infographic video** on Vidya Pravesh is available at the following link: <https://www.facebook.com/reel/857333959706144>, **Vidya Pravesh Module** at <https://ncert.nic.in/pdf/vidyapravesh.pdf> and **Vidya Pravesh Guidelines** at https://ncert.nic.in/pdf/VidyaPravesh_Guidelines_GradeI.pdf.

Enclosed: As Stated.



(Ng. Bhogendra Meitei)
State Project Director
Samagra Shiksha, Manipur.

Copy to:

1. The P.S. to the Commissioner, Education (S), Govt. of Manipur.
2. The Director, Education(S), Govt. of Manipur.
3. The Additinal Directors of Education(S) - Hills/ Valley/ Planning, Manipur.
4. The Chief Executive Officer (CEO), Autonomous District Council, Manipur.
5. The Secretary, All Manipur Recognised Private School Welfare Association.
6. All Zonal Education Officers, Govt. of Manipur - requested to ensure compliance of the Order by schools within their respective jurisdictions.
7. All the ZEOs.....
8. Relevant file/ Guard File.

MONTH - 1st

Objective: To develop interest in the school programme and to help children make adjustments in the school environment and learning.

NAME OF THE SCHOOL:-

UDISE CODE:-..... MANAGEMENT :-.....

DISTRICT/ZONE:- BLOCK:-.....

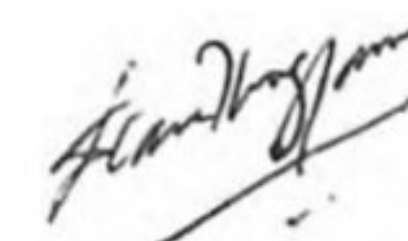
HEAD TEACHER NAME:-..... HEAD TEACHER CONTACT NO.:-.....

HEAD TEACHER E-MAIL ID..... HEAD TEACHERS' NATIONAL CODE:

TOTAL NO. OF BOYS: TOTAL NO. OF GIRLS.....

NO. OF TEACHERS TEACHING IN GRADE - I

Sl.No.	Adjustment and Following Routine /Rules	Rarely		Sometimes		Always	
		No. of Boys	No. of Girls	No. of Boys	No. of Girls	No. of Boys	No. of Girls
1	Comes to school happily						
2	Greet teachers and peers						
3	Takes care of own and other's belongings						
4	Shares material with other children						
5	Help others						
6	Cares for others and the environment						
7	Waits for one's own turn						
8	Participates actively in group activities						



9	Enjoys playing with objects and with peers						
10	Expresses his/her emotions						
11	Takes initiatives during activities						
12	Involves self in dance						
13	Follows the rules of the game and routine						
14	Follows simple instructions						

Sl.No.	Participation in Outdoor Play Activities	Needs help		Can do with difficulty		Can do	
		No. of Boys	No. of Girls	No. of Boys	No. of Girls	No. of Boys	No. of Girls
1	Balances body (walks forward and backward on curved or zig-zag line)						
2	Runs slow and fast according to the need						
3	Throws and catches the ball with two hands						

Sl.No.	Participation in Art Activities for Creative, Aesthetic and Fine Motor Development	Needs help		Can do with difficulty		Can do	
		No. of Boys	No. of Girls	No. of Boys	No. of Girls	No. of Boys	No. of Girls
1	Print stamps with ease						
2	Does free hand drawing with ease						
3	Does tearing and pasting						
4	Does clay or dough moulding						

Sl.No.	Demonstration of Numeracy Skills and Environmental Awareness	Needs help		Can do with difficulty		Can do	
		No. of Boys	No. of Girls	No. of Boys	No. of Girls	No. of Boys	No. of Girls
1	Shows curiosity and vigour to explore things in the environment						
2	Identifies objects using senses (touch, smell, taste, sight and sound)						
3	Matches objects with one attribute (shape/colour/size)						
4	Finds differences by comparing two pictures						
5	Matches, identifies, names and sorts basic colours						
6	Understands the concept of empty and full						

Sl.No.	Demonstration of Oral Expression	Rarely		Sometimes		Always	
		No. of Boys	No. of Girls	No. of Boys	No. of Girls	No. of Boys	No. of Girls
1	Talks freely with adults and children						
2	Expresses feelings, needs and shows interest (through verbal and non-verbal gestures)						
3	Speaks clearly in complete sentences						
4	Listen attentively to stories and rhymes						
5	Enjoys singing rhymes/songs						

Sl.No.	Demonstration of Emergent Reading Skills	Rarely		Sometimes		Always	
		No. of Boys	No. of Girls	No. of Boys	No. of Girls	No. of Boys	No. of Girls
1	Explores and engages with pictures, books and other print materials						
2	Listens attentively to stories and rhymes						
3	Names objects in the picture						
4	Identifies words in a sentence						
5	Identifies rhyming words						

Sl.No.	Demonstration of Emergent Writing Skills	Rarely		Sometimes		Always	
		No. of Boys	No. of Girls	No. of Boys	No. of Girls	No. of Boys	No. of Girls
1	Holds pencil properly						
2	Scribbles or draws to represent thoughts, situations, events, etc.						

Signature of the Headmaster with Date

Signature of the Teacher with Date

MONTH - 2nd

Objective: To develop basic foundational learning skills

NAME OF THE SCHOOL:-

UDISE CODE:-..... MANAGEMENT :-.....

DISTRICT/ZONE:-..... BLOCK:-.....


HEAD TEACHER NAME:-..... HEAD TEACHER CONTACT NO.:-.....

HEAD TEACHER E-MAIL ID..... HEAD TEACHERS' NATIONAL CODE:

TOTAL NO. OF BOYS: TOTAL NO. OF GIRLS.....

NO. OF TEACHERS TEACHING IN GRADE - I

Sl.No.	Adjustment and Following Routine/Rules	Rarely		Sometimes		Always	
		No. of Boys	No. of Girls	No. of Boys	No. of Girls	No. of Boys	No. of Girls
1	Maintains proper health and hygiene						
2	Follows healthy food habits						
3	Follows healthy hygienic habits						
4	Participates actively in group activities						
5	Takes initiatives during activities						
6	Expresses feelings appropriate to the situation						
7	Identifies other's emotions as well as emotions in stories and pictures						
8	Explores social relationship with others						
9	Follows rules of the game						
10	Follows rules of classroom behaviour and routine						



11	Follows multiple instructions						
12	Demonstrates independence in carrying out classroom responsibilities and activities						
13	Shows increased attention span and persistence to complete the task						
14	Involves self in dance and drama						

Sl.No.	Participation in Outdoor Play Activities	Needs help		Can do with difficulty		Can do	
		No. of Boys	No. of Girls	No. of Boys	No. of Girls	No. of Boys	No. of Girls
1	Throws a ball in a particular direction						
2	Catches a ball from a short distance						
3	Kicks a ball towards a target or direction						
4	Hops forward and backward						
5	Crawls with ease						

Sl.No.	Participation in Art Activities for Creative/Aesthetic and Fine Motor Development	Needs help		Can do with difficulty		Can do	
		No. of Boys	No. of Girls	No. of Boys	No. of Girls	No. of Boys	No. of Girls
1	Does simple origami or paper folding						
2	Crumples and pastes						
3	Draws with finer details						
4	Colours within smaller spaces						
5	Does printing using fingers and blocks etc.						
6	Does printing with a variety of objects						
7	Makes basic shapes with clay or dough						

Sl.No.	Demonstration of Numeracy Skills and Env	Needs help		Can do with difficulty		Can do	
		No. of Boys	No. of Girls	No. of Boys	No. of Girls	No. of Boys	No. of Girls
1	Compares length of different objects						
2	Observes/explores simple natural phenomena with guidance						
3	Sorts objects based on more than one attribute (shape/ colour/size)						
4	Arranges objects in order (size—length/height)						
5	Identifies and completes the pattern (AA.BB/AB,AB)						
6	Recognises and names shapes (circle, square, triangle, rectangle)						
7	Solves complex mazes with 2 to 4 barriers						
8	Identifies mistakes or missing part if a part is hidden						
9	Arranges objects in order based on size (length and height)						
10	Does simple non-standard measurement activities independently						
11	Uses vocabulary such as shorter, taller, bigger, smaller, heavier and lighter						
12	Expresses social relationship with others						
13	Expresses feelings appropriate to the situation						
14	Speaks about events, friends and festivals, etc.						
15	Identifies and solves problems						

Sl.No.	Demonstration of Oral Expression	Rarely		Sometimes		Always	
		No. of Boys	No. of Girls	No. of Boys	No. of Girls	No. of Boys	No. of Girls
1	Comprehends short texts by listening						
2	Describes and retells any event or visual in short sentences						
3	Identifies, blends and segments the syllables						
4	Identifies beginning and end sounds of common words						
5	Expresses/answers creatively						
6	Enjoys singing rhymes/songs						

Sl.No.	Demonstration of Emergent Reading Skills	Rarely		Sometimes		Always	
		No. of Boys	No. of Girls	No. of Boys	No. of Girls	No. of Boys	No. of Girls
1	Identifies rhyming words						
2	Recognises sound-symbol association						
3	Attempts to read words						
4	Identifies conventions of print such as left-to-right writing, reading from top-to-bottom						

Sl.No.	Demonstration of Emergent Writing Skills	Rarely		Sometimes		Always	
		No. of Boys	No. of Girls	No. of Boys	No. of Girls	No. of Boys	No. of Girls
1	Holds writing or colouring tools with better grip						
2	Uses writing tool appropriately						
3	Reads one's drawing and explains it using simple words						

Signature of the Headmaster with Date

Signature of the Teacher with Date

MONTH - 3rd

Objective: To develop basic foundational learning skills

NAME OF THE SCHOOL:-

UDISE CODE:-..... MANAGEMENT :-.....

DISTRICT/ZONE:- BLOCK:-.....

HEAD TEACHER NAME:-..... HEAD TEACHER CONTACT NO.:-.....

HEAD TEACHER E-MAIL ID..... HEAD TEACHERS' NATIONAL CODE:

TOTAL NO. OF BOYS: TOTAL NO. OF GIRLS.....

NO. OF TEACHERS TEACHING IN GRADE - I

Sl.No.	Adjustment and Following Routine/Rules	Rarely		Sometimes		Always	
		No. of Boys	No. of Girls	No. of Boys	No. of Girls	No. of Boys	No. of Girls
1	Demonstrates understanding of good touch/bad touch						
2	Tries to build social relationships with others						
3	Participates in activities						
4	Suggests solutions to problems and makes adjustments						
5	Identifies between right and wrong						
6	Discusses ways to resolve conflicts						
7	Helps adults, teachers or children in the school						
8	Shows sensitivity towards other's feelings and needs especially, children with special needs						
9	Demonstrates fraternity and team spirit by sharing one's own material						
10	Follows multiple instructions						
11	Arrange things in place						
12	Care for plants and animals						

[Handwritten Signature]

Sl.No.	Participation in Outdoor Play Activities	Needs help		Can do with difficulty		Can do	
		No. of Boys	No. of Girls	No. of Boys	No. of Girls	No. of Boys	No. of Girls
1	Aims at a target with a ball						
2	Catches ball						
3	Hops on the spot/participates in a hopping race						
4	Participates in games, dance and yoga activities						
5	Kicks a ball towards a target						
6	Bounces a ball with ease						

Sl.No.	Participation in Art Activities for Creative/Aesthetic and Fine Motor Development	Needs help		Can do with difficulty		Can do	
		No. of Boys	No. of Girls	No. of Boys	No. of Girls	No. of Boys	No. of Girls
1	Draws simple pictures						
2	Colours the picture within lines						
3	Traces objects properly						
4	Cuts pictures using scissors and pastes them						
5	Does finger tip printing						
6	Joins dots and colours the picture						
7	Makes a collage						
8	Makes different patterns using strings or laces, etc.						

Sl.No.	Demonstration of Numeracy Skills and Environmental Awareness	Needs help		Can do with difficulty		Can do	
		No. of Boys	No. of Girls	No. of Boys	No. of Girls	No. of Boys	No. of Girls
1	Observes, explores and describes simple natural phenomena						
2	Recites 1 to 10 in a sequence when asked						
3	Demonstrates understanding of increase in numbers from 1 to 10						
4	Counts forward from a number (up to 10)						
5	Determines quantity as more or less when grouped						
6	Forms shapes of numerals using material such as buttons, beans, etc.						
7	Writes numerals from 1 to 10						
8	Extends and creates a pattern						
9	Solves complex maze or puzzles						
10	Thinks and arranges objects and events in a sequence and narrates the same						
11	Actively participate in experiments						
12	Observes/explores simple natural phenomena with guidance						
13	Able to participate actively in festivals						
14	Understand parts of a plant and what elements are required for its growth						
15	Able to recognise fruits and vegetables by colour, texture and taste						
16	Able to differentiate between domestic and wild animals						
17	Understand the physical changes during day and night						

Sl.No.	Demonstration of Oral Expression	Rarely		Sometimes		Always	
		No. of Boys	No. of Girls	No. of Boys	No. of Girls	No. of Boys	No. of Girls
1	Comprehends and answers after listening						
2	Describes and retells using rich details in complete sentences						
3	Engages in meaningful conversations						
4	Identifies the beginning, middle and end sounds of words						
5	Makes new words by adding or substituting syllables						
6	Expresses answers or asks questions creatively						

Sl.No.	Demonstration of Emergent Reading Skills	Rarely		Sometimes		Always	
		No. of Boys	No. of Girls	No. of Boys	No. of Girls	No. of Boys	No. of Girls
1	Identifies punctuation marks, like full stop and commas in the print						
2	Independently reads simple text in full sentences						
3	Retells a familiar story with the beginning, middle and end events in a sequence						
4	Chooses books from the book or reading area						
5	Comprehends pictures and meaningful words						

Sl.No.	Demonstration of Emergent Writing Skills	Rarely		Sometimes		Always	
		No. of Boys	No. of Girls	No. of Boys	No. of Girls	No. of Boys	No. of Girls
1	Tries to express ideas in words and drawings						
2	Attempts to write alphabets and numbers						
3	Uses tools with ease to convey meaning through drawing						

Signature of the Headmaster with Date

Signature of the Teacher with Date

